

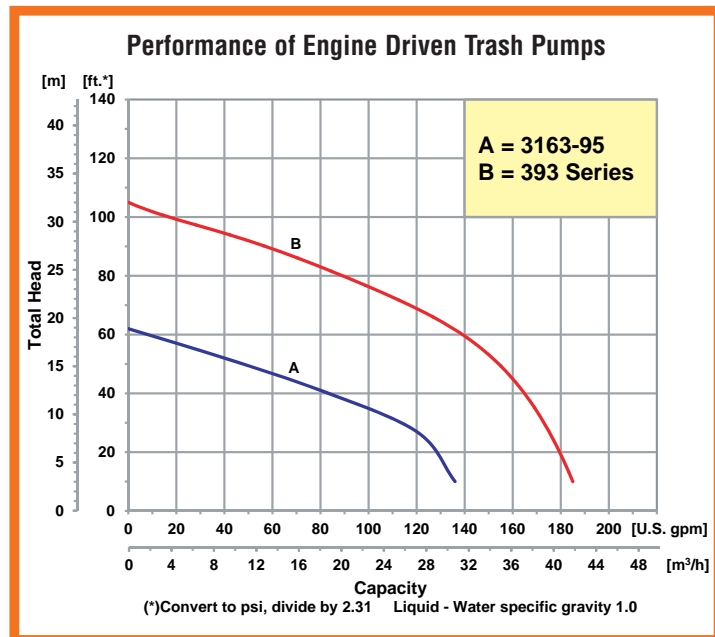
2" Engine Driven Trash Pumps

- **Cast Iron Construction**
- **Viton® /Silicon Carbide Mechanical Seal**
- **2" NPT Port Sizes**
- **Self-Priming up to 20 Feet with Built-In Viton® Check Valve**
- **Engine Options: Honda, Briggs & Stratton or Hatz Diesel**
- **Heavy Duty Steel Roll Frame Included**
- **Maximum Solids Handling up to 1" Diameter**
- **Maximum Head up to 105 Ft.**
- **Maximum Flow up to 185 GPM**
- **Optional Wheel Kit Available**



Model 3932-95

AMT Cast Iron Engine Driven Trash pumps are designed for applications which require high flow efficiency, solids handling capability and abrasion resistance. This series of pumps are also good for chemical spraying, handling and processing. These pumps are constructed of heavy duty CNC machined cast iron components featuring removable/replaceable cast iron volute and impeller. Simple four bolt clean out design permits easy removal of trash and debris without disconnecting hoses. Pumps are available with gasoline overhead valve or diesel engines from various engine manufacturers.



400 Spring Street • Royersford, PA 19468 USA

www.amtpump.com • 888-amt-pump (268-7867)

For use with nonflammable liquids compatible with pump component materials. Viton® and Teflon® are registered trademarks of E. I. DuPont.

ENG-11

Pump Dimensional & Specification Data

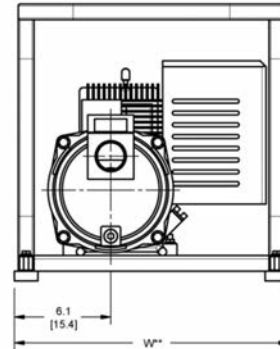
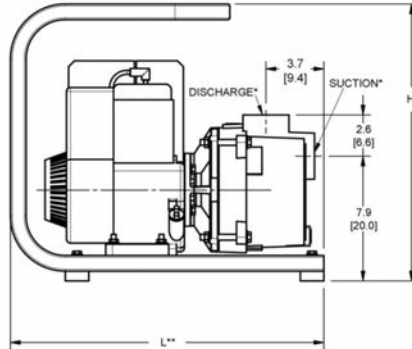
Model	Curve	Port	Driver	Seal	Run Time (Hours)	Tank Size (Gal/Ltr.)	Ship Wt. (Lbs.)
3163-95	A	2" NPT	Briggs & Stratton	Viton®/ SIC	1.2	0.52/2.0	80
3930-95	B	2" NPT	B & S Vanguard▲	Viton®/ SIC	1.3	0.87/3.3	110
3932-95	B	2" NPT	Honda GX160▲	Viton®/ SIC	2.0	0.82/3.1	105
3930-D5	B	2" NPT	Hatz Diesel 1B20	Viton®/ SIC	2.7	0.79/3.0	125

Construction: Cast Iron

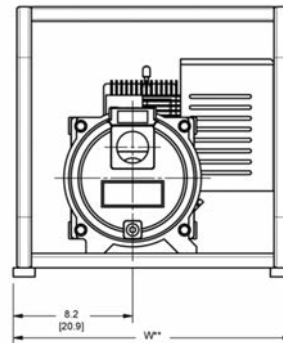
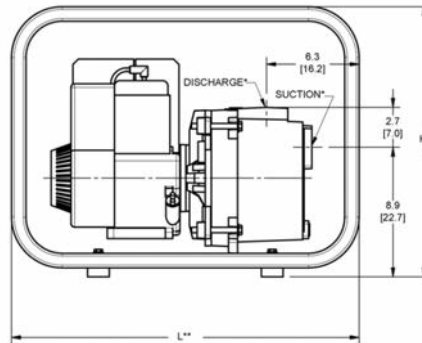
Maximum Solids Handling Capacity: 1" Diameter

▲ Oil Alert Included

Model 3163-95



Model 393 Series



Model	HP Class*	SUC*	DIS*	L**	W**	H
3163-95	4 HP	2	2	20.0 [50.8]	17.5 [44.5]	17.6 [44.8]
393 Series	5 HP	2	2	24.0 [61.0]	19.2 [48.7]	18.6 [47.2]

(*) HP Class represents market category and is not intended to define actual horsepower
 (*) Standard NPT (Female) pipe thread.
 (**) This dimension may vary due to engine manufacturer's specifications.
 NOTE: Dimensions are in inches (centimeters) and have a tolerance of $\pm 1/8"$.

Optional Wheel Kit For Roll Frame Pumps

Model	Features	Ship Wt.
C402-90	Includes 10" semi-pneumatic tires on steel wheels with steel clamps and handles for universal mounting to frame.	25

Standard Features

- (2) NPT Pipe Nipples & 2" Street Elbow Included
- Viton®/Silicon Carbide Mechanical Seal
- Viton® O-ring and Casing Seal
- Self-priming to 20 Feet with Built-in Viton® Check Valve
- Stainless Steel Shaft Sleeve
- Steel Suction Strainer Included
- Cast Iron Replaceable Volute/Wearplate and Impeller
- Maximum Temperature 180° F
- Maximum Working Pressure 75 PSI
- Heavy Duty Steel Roll Frame Included
- B & S Vanguard and Honda Engines are Overhead Valve (OHV) Designs with Low Oil Alert
- QSP – Quick Ship Pumps